

GEOTROPISM IN VETIVER


Paul Truong

TVNI Technical Director


Geotropism (also known as Gravitropism) is a growth movement by plants in response to gravity . Charles Darwin was one of the first to scientifically document that:

- **Plant roots have Positive Geotropism: roots always grow down**
- **Plant shoots have Negative Geotropism: shoots always grow up**

Dr. P K Yoon of Malaysia clearly demonstrated this mechanism in the following photographs



Vetiver was planted almost horizontally through this tube. While the roots grow down and the shoots grow upwards



The roots grow downwards



Shoots



Roots

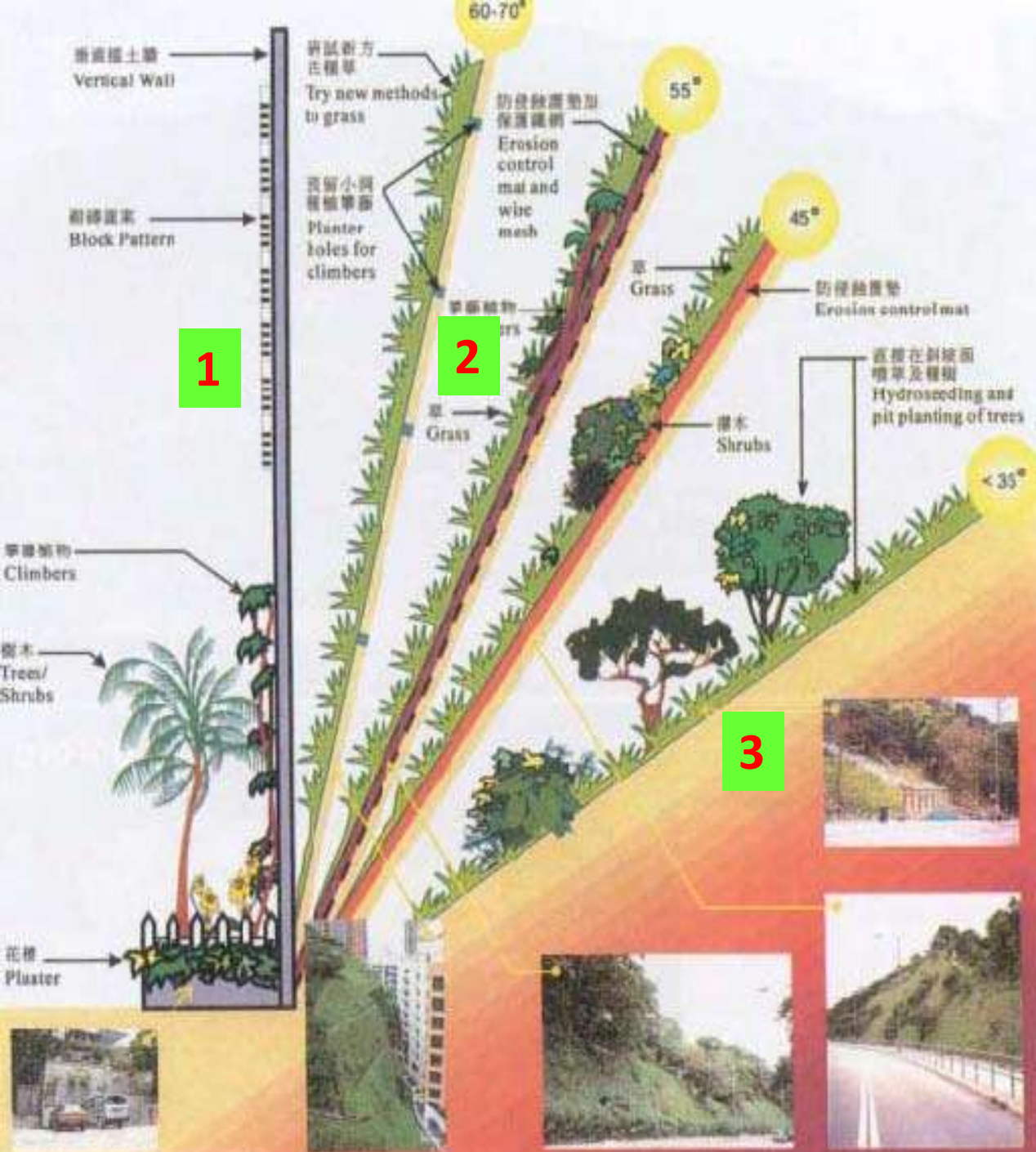




The combination of Vetiver extensive roots and its positive geotropism effect create a stable protective cover on soil surface below the plant when it is planted on extreme slopes


These pots fell on its side in the nursery. Note the roots on the bottom of the pot grew out the hole and downward, those roots that cannot get through the holes forced its way sideward and down





Options for slope protection:

1. Hard structure
2. Combination of hard and soft bioengineering including geotextiles
3. Bioengineering alone including geotextiles on erodible soil



Small Scale Laboratory Experiments at Indonesian Institute of Road Engineering (IRE) *Asep Sunandar and Nanny Kusminingrum*

Soil Type: Silty Clay Loam , Stability Index: Unstable, 3 Month Old, West Java



Soil Type: Dusty Clay, Stability Index: Unstable, 3 Month Old, West Java



Small Scale Laboratory Experiments At Indonesian Institute of Road Engineering (IRE) *Asep Sunandar and Nanny Kusminingrum*

Soil Type: Clay Loam , Stability Index: Stable, 4 Month Old, Nagreg West Java



**Slope 80°,
Age: 4 months
Before trimming**




**Slope 80°,
Age: 4 months
After trimming**

Indonesian Institute of Road Engineering (IRE)

Trial comparing 3 Vetiver planting densities, Bahia grass and bare slope at Nagreg West Java





Very steep, 80° slope on highly erodible red volcanic soil



Small Scale Laboratory Experiments
At Indonesian Institute of Road Engineering (IRE)
Asep Sunandar and Nanny Kusminingrum

CONCLUSION

- ❑ **Vetiver system can be used effectively to control surface erosion and shallow failure of road slope**
- ❑ **Vetiver system can be used effectively at slope between 30° – 60°**
- ❑ **Vetiver system could be applied by road authorities to cope with erosion and shallow failure of road slope**
- ❑ **At road slope >60°, vetiver technology is not recommended to be applied solely (must combined with geotextiles and/or mechanical methods)**

Based on the above technical data, vetiver system has been used very effectively in stabilising extreme and highly erodible slopes around the world

The following photos show successful applications of VS on extreme slopes:

- **Without geotextile and No Hard Structure**
 - **With geotextiles**
 - **With Hard Structures**

**Extreme and Highly Erodible Slope
Stabilisation Around the World
without Geotextiles**

AUSTRALIA: Brisbane. Queensland (Paul Truong)

This very steep sandy riverbank, holes were made with special tools





BRAZIL: Road Batters (Paula Pereira, Deflor)



CHINA: Zhejiang Province (Cheng Zhou)

National Highway 330 on slope area of 10 600m²
to prevent landslides



COLOMBIA: Road Batters (D. Londono)



HONGKONG: Road Batters (PK Yoon)

Highways Department No. 16/HY/1998
West Lion Rock Tunnel Office
Feature No. 75W-D/C47



Planting in Winter (22 FEB 2002)

4 MONTHS

Project No. 16/HY/1998



Planting in Winter (22 FEB 2002)

7 MONTHS

Sin Tin Wai Estate
Feature No. 7SW-DC1



CED Contract No. GE/2000/04
Landslip Preventive Works for Slopes and Retaining Walls
In Tuen Wan and Kwai Tsing Districts
Feature No. 7SW-CC.07 at Kwai Shing Circuit



INDONESIA: East Java (IRE, 2009-2010)



Before



1 month



2.5 months



4 months

Slope
length:
300m,
height:
14 m,



Regular trimmings after 4 month

INDONESIA: Bali (David Booth)



Steep land before planting Vetiver



Planting vetiver using long ladders



Vetiver growth after 1 month



4 months after planting

INDONESIA: Bali (David Booth)



INDIA: Assam, Doria Bridge approach (Shanta Bhattacharyya)



MADAGASCAR: Lavaka (Yoann Coppin)





MADAGASCAR: Railway Batters (Yoann Coppin)





PHILIPPINES: Central Luzon Highway (Noah Manarang)




THAILAND: Central Highlands (Surapol Sanguankaeo)



USA: Hawaii Island: Ocean cliff face (Jason Fox)





VENEZUELA: Road Batters (Rafael Luque)



VENEZUELA: Landslide (Rafael Luque)



VIETNAM: Ho Chi Minh Highway– Central Vietnam (Paul Truong)



The best trial, where the first
the President. It is lucky beca
stable, though still having pro



Ho Chi Minh Highway – Central Vietnam



Ho Chi Minh Highway Central Vietnam



VIETNAM: Danang– Central Vietnam (Man Tran)



**Extreme and Highly Erodible Slope
Stabilisation Around the World
with Geofabrics**

AUSTRALIA: Brisbane, Australia (Paul Truong)



Highly erodible sandy soil with gradient up to 50o at some sections





BRAZIL: Road Batters (Paula Pereira, Deflor)





GUATEMALA: Batters on 72 degree slope using 3D geofabrics (Leonel Castro)



Batters on 72 degree slope with geofabrics (Leonel Castro)



May 2012

June 2012





Very steep Batters with geofabrics (Leonel Castro)



GUINEA (West Africa): Road Batters (Roley Noffke)



Still stable after 8 years



DCR CONGO: Road Batters (Roley Noffke)

On 60°-70° vertical slope using Green TerraMesh walls at Selembao Kinshasa.



**Extreme and Highly Erodible Slope
Stabilisation Around the World
with Sandbags and Ecomortar**

BRAZZAVILLE CONGO (Alain Ndona)

**West Africa
Urban ravine
rehabilitation**



Sand Bags

Bags can be filled with sand, soil and fertilizer or a mixture of sand and soil where local soil is poor or rocky.



BRAZZAVILLE CONGO (Alain Ndona)

**Vetiver is planted
into the bags with
soil and fertilizers**



BRAZZAVILLE CONGO (Alain Ndona)

**Excellent
Vetiver growth
and ravine
stabilized**



COLOMBIA: Road Batters (Jorge Londonio)

Eco Mortar

Is a weak shotcrete, (a mixture of cement, soil and fiber). Eco Mortar was developed and used extensive in Colombia by MECETA .



COLOMBIA:
Road Batters (Jorge Londonio)



COLOMBIA:
Landslide
(Jorge Londonio)



**Completely cover
the whole slope with
vetiver plants**



COLOMBIA:
Landslide (Jorge Londonio)





COLOMBIA:
Landslide (Jorge Londonio)



COLOMBIA

Excellent establishment due to erosion control, moisture and fertilizer retention of Ecomortar



**Extreme and Highly Erodible Slope
Stabilisation Around the World
with Soilnails and Geogrids**

COLOMBIA: Soil Nails (Daniel Londono)





VIETNAM: Danang (Man Tran)

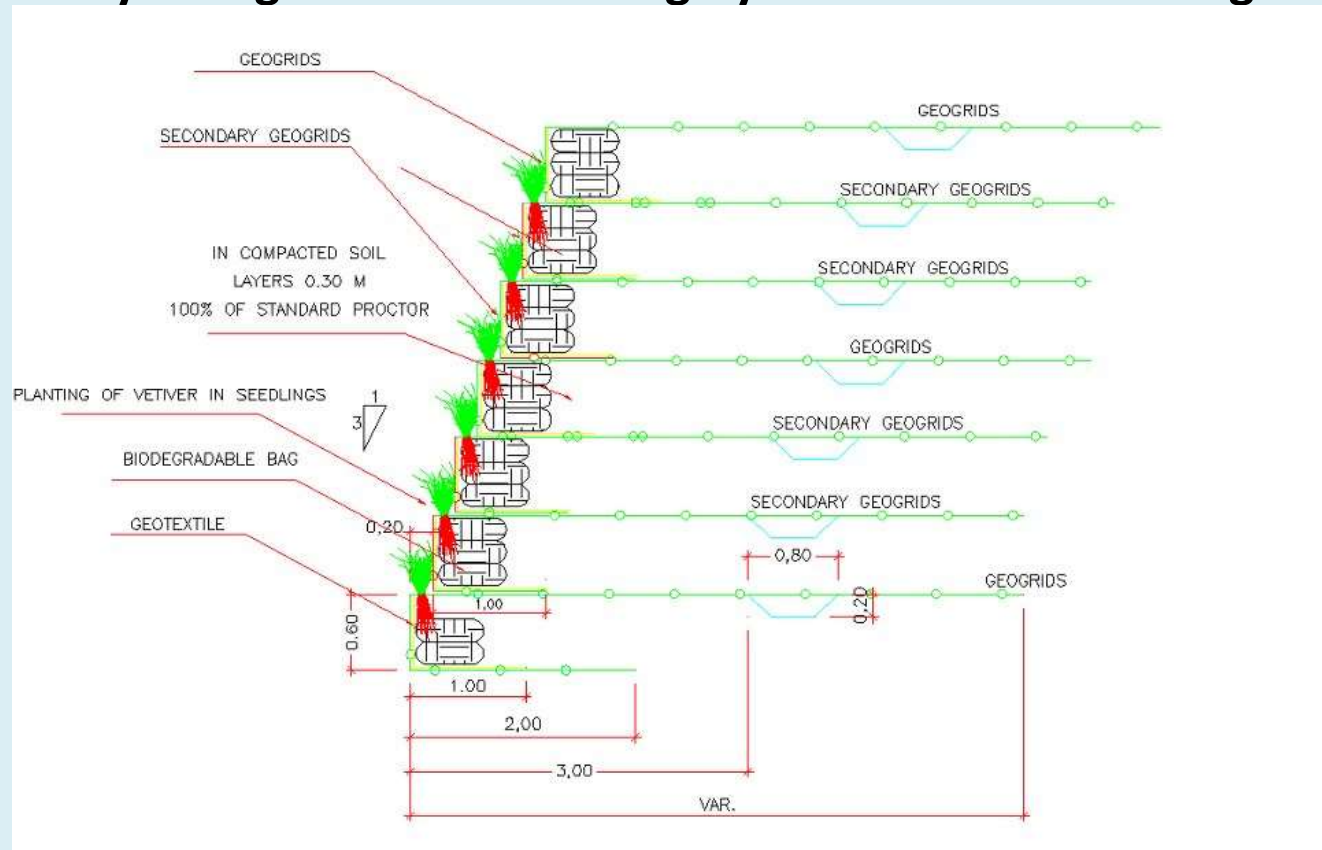




BRAZIL: Santana do Parnaíba Sao Paulo (Fernando Andrade)

This is the work performed on in an environmental protected area with approximately 1100 m² of front and 25 meters tall.

The technique consists the formation of containment systems using geogrids, soil and Vetiver. The roots of vetiver play a fundamental role for the success of the wall, because its depth and its generous amount of root aggregated to the soil. This very deep roots' system, and rapid growth also makes vetiver very drought tolerant and highly suitable for stabilizing the wall.






**Two
years
later**




Some Instruments used for the Planting of Vetiver on these Extreme slopes


AUSTRALIA: Hole Puncher (Paul Truong)

This “puncher” is mounted on a backhoe to make holes for vetiver planting on the steep wall



GUINEA (West Africa): Ladder, portable drill and strong hands (Roley Noffke)





**INCREDIBLE
GO FOR IT!**